

# QUARTERLY MONITORING REPORT

**DIRECTORATE:** Environment  
**SERVICE:** Environmental & Regulatory Services  
**PERIOD:** Quarter 4 2006/07

## 1.0 INTRODUCTION

This quarterly monitoring report covers the Environment & Regulatory Services Department for the period 1 January 2007 to 31 March 2007. It describes key developments and progress against all objectives and performance indicators for the service.

Given that there are a considerable number of year-end transactions still to take place a Financial Statement for the period, which will be made available in due course, has not been included within this report in order to avoid providing information that would be subject to further change and amendment.

The way in which traffic lights symbols have been used to reflect progress to date is explained within Appendix 5.

***It should be noted that this report is presented to a number of Policy and Performance Boards. Those objectives and indicators that are not directly relevant to this Board have been shaded grey.***

## 2.0 KEY DEVELOPMENTS

### **Environmental Health, Enforcement and Building Control Division**

In Building Control, since the last report there are 3 items of interest: we have dealt with the Introduction of New Fire Safety Regulations and the Fire Safety Regulatory Reform; Local Authority Registers of Building Control Information Consultation and The Energy Performance of Buildings Regulations 2007.

To further enhance our actions to address emerging and long standing environmental issues throughout the borough, a principal officer is now in post with the task co-ordinating the Environment Directorates enforcement activities. The role will primarily be responsible for pulling together the Directorates enforcers, and key partners to deal with singular and multi-functional environmental problems throughout the Borough and to further the safer, greener, cleaner agenda.

Environmental Health's Food Safety and Standards team have

achieved 100% of high-risk safety inspections and 100% of high-risk food standards inspections. The food team has launched the first phase of it's "scores on the doors" scheme to publicise the hygiene rating of food premises in the borough on the Halton BC web pages. The site has so far received 8000 hits. The team successfully bid for funding from the FSA for it's " Safer Food Better Business Project" and 136 businesses have been recruited to the scheme. The food team launched its alternative strategy for enforcement in low risk food premises. Low risk premises will no longer routinely receive an inspection unless intelligence from various sources, including questionnaires, reveals a change in risk. This will enable resources to be focussed on higher risk premises and providing information to businesses and the public.

Environmental Health's health and safety team have achieved one hundred percent on in medium and lower risk premises targeted for specific interventions. This has been achieved by introducing a system using a self assessment questionnaire for low risk premises. A number of campaigns and projects were run including young worker safety. The trailer was also used to promote the work at height message on the back of the HSE national campaign and the asbestos awareness message. An extremely successful dermatitis campaign was carried out in partnership with the HSE where all 90 hair and beauty salons in the borough were sent a mail shot.

During the run up to Smoke Free legislation Halton Borough Councils Environmental Health Team are hosting a number of free event across the borough which are aimed at assisting businesses to ensure compliance with the Smoke Free Legislation which comes into force on the 1st July in England. Over 100 local businesses attended the seminars.

Environmental Health are now participating in a newly formed Tobacco Harm Reduction Group. This is a multidisciplinary group with participants from Halton, St Helens Councils and the Halton & St Helens PCT and various partners such as Heart of Mersey.

### **Planning and Policy Division**

The Waste Development Plan Document is progressing well and public consultation on Issues and Options is underway until 30 April 2007.

The Local Development Scheme (LDS) has been revised to take account of the results of the Annual Monitoring Report. The current document is the Halton LDS 2007 and is effective from 12 March 2007. The Executive Board and Government Office North West (GONW) have approved this document.

The e-Planning surveys undertaken by DCLG will occur at the end of March. These surveys will impact upon the e-Planning award

component of Planning Delivery Grant. We are hoping to achieve top performance and obtain 100% of the component available for e-Planning.

An Expert System is being implemented to help the public find out if a planning or building regulation application will be required for their proposal. This system is live and will be formally launched at the end of April.

### **Landscape Division**

There has been a key personnel change within the Division following the resignation of the Head of Service in March 2007.

The Landscape Services Depot at Victoria Park closed for redevelopment in February 2007. The redevelopment and modernisation of the facilities at Victoria Park is being funded through the sale of surplus land at the site to a developer who has bought the former factory site that bordered the depot in Appleton Village. It is anticipated that the new facilities will be ready for occupation in late May 2007.

The Division was informed in March 2007 that the Parks for People Bid for Hale Park has succeeded in getting through the first stage. The project worth £850,000 will now be drawn in detail and submitted as a stage two application. It is anticipated that this will be completed by September 2007. The bid will substantially upgrade Hale Park to create a local facility of a standard that will be equal to other recently refurbished parks in the Borough.

### **Waste Management Division**

Halton Council's Executive Board, at its meeting of the 29th March 2006, approved the Contract Procurement Strategy with the Merseyside Waste Disposal Authority, and noted the progress towards the adoption of Halton's Waste Action Plan.

## **3.0 EMERGING ISSUES**

### **Environmental Health, Enforcement and Building Control Division**

As part of our ongoing review and assessment of air quality in Halton the Environmental Health section continually monitor the air quality within the borough. Results of Nitrogen dioxide monitoring using diffusion tubes in areas, close to busy roads indicate at this stage still remain higher than desired.

Further monitoring needs to be done in these areas using real time analysers. If the results continue to remain at the existing indicated

levels then an action plan will be developed in consultation with the Transport Division, to improve the air quality. A further bid for funding from Defra has been submitted for the purchase of equipment in order to undertake a detailed assessment in these areas.

The Contaminated Land Team are nearing completion of the first phase of identification of sites of potential concern and subsequent prioritisation. There are now 1393 sites identified that may warrant some form of detailed inspection. A new target of completing 20 Phase 1 assessments has been set for 07/08.

**Planning and Policy Division**

Preparations are being made to ensure that the Mersey Gateway planning application is adequately resourced. This major application is expected at the end of 2007.

The Core Strategy Preferred Options stage is expected to go on public consultation in the Summer 2007. This is the equivalent of Part 1 of the UDP, the strategic policy context for the Borough. The Core Strategy explains how we expect the Borough to develop to 2021.

**Landscape Division**

There are no emerging issues to report this quarter.

**Waste Management Division**

A key emerging issue for the Division is the revision of the national waste strategy, which is due to be published by in May 2007. At the time of writing this report no date for the publication had been confirmed. However, indications are that the following outcomes are likely:

- A proposed 40% recycling target by 2010 (Beyond that higher targets may be proposed but subject to further consultation)
- Greater working on linking commercial/business waste and local authorities
- The annual landfill tax escalator will be increased (This was confirmed by budget announcements on 21<sup>st</sup> March)
- There will be a new target for the amount of residual waste per household.

Local Authority powers for direct charging for household waste and subsequent consultation is to be considered by the current “Lyons” review.

**4.0 PROGRESS AGAINST KEY OBJECTIVES / MILESTONES**

<b>Total 15</b>		<b>13</b>		<b>0</b>		<b>2</b>
-----------------	---	-----------	---	----------	---	----------

(Appendix 1)

#### 4.1 PROGRESS AGAINST OTHER OBJECTIVES / MILESTONES

Total	0		0		0		0
-------	---	---	---	---	---	---	---

There are no "Other" objectives for this Service.

#### 5.0 SERVICE REVIEW

##### **Environmental Health, Enforcement and Building Control Division**

Merseyside Public Health and Pest Control Group are progressing with staff development. A process of assessment is being carried out by each of the 5 Authorities to assess operatives from other Authorities, concentrating on knowledge, customer care and presentation. All feedback has been positive and awards have been presented to successful candidates. This is a two-year rolling programme of rodent assessment and insect assessment.

##### **Planning and Policy Division**

The results of the triennial customer satisfaction survey for Development Control (BVPI111) have been received. The overall result is 83, which should place Halton within the top quartile. 81% of respondents indicated they were either very or fairly satisfied with the service received. Many agents indicated in the comments box that Halton was one of the best authorities that they dealt with.

Comments have been received on the LDF Annual Monitoring Report from Government Office (GO NW). This document has been well received and sections are being promoted as best practice by GONW.

##### **Landscape Division**

The service has completed its winter works and in Mid March commenced with its summer work schedule, which includes the summer mowing season.

Over the past couple of months the service has taken delivery of four new vehicles, which have had the new corporate livery applied along with Streetscene branding. The vehicles present a much better corporate look than their predecessors. Over the next two years the services fleet will gradually be replaced with new vehicles in the

corporate livery.

The service has signed up to the Greenspace facilitated GreenStadt system. This web based database will enable the service to obtain data directly from members of the public in relation to how it is performing in managing its parks and open spaces.

In order to facilitate an enhanced regime of maintenance and in order to cater better for the needs of visitors a restructure of the staffing arrangements at Victoria Park has been carried out. From the 31<sup>st</sup> March 2007 one of the existing members of staff will retire. The office planter service will discontinue and a vehicle will go off lease. Two new posts will be created to work at Victoria Park four days per week including the busy weekend periods. As a result of this new arrangement the Victoria Park Glasshouses will be able to open for longer hours.

#### **Waste Management Division**

Direct consultancy support funding has recently been approved by Defra in order to carry out updates of both the Merseyside Joint Municipal Waste Management Strategy (JMWMS) and Halton's current, Waste Management Services - Aspirations and Guidelines document.

To successfully develop the Partnership with Merseyside and move forward with strategic plans, both the JMWMS and Halton waste management Guidelines need to be updated and restructured. Initial meetings and preparatory work has already commenced.

The process will allow the content of each strategy to be updated, tested and aligned to ensure policies, options and actions are deliverable, challenging and sustainable and give regard to the ever-changing and evolving local, regional, national and European waste and resource management agenda.

The work will be based on three work streams:

- Strategy Updates
- Sustainability Appraisals, both for the strategy updates and of district council Action Plans in Merseyside
- A Waste Prevention Plan

This work is due for completion by December 2007.

## 6.0 PROGRESS AGAINST KEY PERFORMANCE INDICATORS

<b>Total</b>	<b>27</b>		<b>12</b>		<b>0</b>		<b>12</b>
--------------	-----------	---	-----------	---	----------	---	-----------

(Appendix 2) There are 3 indicators which as yet there are no final outturns. These are BV 86 & 87, cost of house hold collection and disposal, and BV 106, new homes built on previously developed land.

## 6.1 PROGRESS AGAINST OTHER PERFORMANCE INDICATORS

<b>Total</b>	<b>15</b>		<b>9</b>		<b>0</b>		<b>6</b>
--------------	-----------	---	----------	---	----------	---	----------

(Appendix 3)

## 7.0 PROGRESS AGAINST LPSA TARGETS

For details of progress against LPSA targets, please refer to Appendix 4

## 8.0 RISK CONTROL MEASURES

During the production of the 2006-09 Service Plan, the service was required to undertake a risk assessment of all Key Service Objectives.

Where a Key Service Objective has been assessed and found to have associated 'High' risk, progress against the application of risk treatment measures is to be monitored, and reported in the quarterly monitoring report in quarters 2 and 4.

At the end of year, all relevant risk treatment measures have been implemented for key service objectives that were initially assessed as high risk in the Directorate Risk Register

## 9.0 PROGRESS AGAINST HIGH PRIORITY EQUALITY ACTIONS





During 2005/06 the service was required to undertake an Equality Impact Assessment. Progress against actions identified through that assessment, with associated High priority are to be reported in the quarterly monitoring report.

There are no High priority equality actions for this service, there is no progress to report.




## **10.0 APPENDICES**



Appendix 1- Progress against Key Objectives/ Milestones  
Appendix 2- Progress against Key Performance Indicators  
Appendix 3- Progress against Other Performance Indicators  
Appendix 4- Progress against LPSA targets  
Appendix 5- Explanation of traffic light symbols







Service Plan Ref.	Objective	2006/07 Key Milestone	Progress to date	Commentary
<b>Environmental Health, Enforcement and Building Control Division</b>				
01	To ensure that there is a co-ordinated and robust regulatory/enforcement regime operable and that authorised development is implemented in accordance with approved documents and that inappropriate unauthorised activity is quickly addressed.	To produce and adopt a cross cutting enforcement policy. To increase the number of actions taken against unauthorised activity. By March 2007		A Principal Officer is now in post co-ordinating the Environment Directorates enforcement activities. The role will primarily be responsible for pulling together the Directorates enforcers, to deal with singular and multi-functional enforcement problems throughout the Borough. This new, and cross cutting approach to the Directorates enforcement activities, will consolidate the efforts already being made to improve the Borough's Environment and will support the Council's pro-active approach to problems faced by the Borough.
02	Ensure that there is a robust auditable regulatory regime for food by completing the mandatory annual Food Service inspection plan	2006/7 Plan completed and shared with Members by June 2006		Completed
03	Ensure that there is a robust auditable regulatory regime for health and safety completing the mandatory annual review of the Health & Safety Service Plan	Annual review 2005/6 update shared with Members by end of June 2006		Completed
04	Undertake mandatory annual review and assessment of air quality in line with the requirements laid out in national guidance and report findings to DEFRA	Annual review complete and returns made to DEFRA by 31-05-06		The annual review for 2006 was submitted on time and a further annual air quality Progress Report. Is due to be submitted May 2007. The Progress Report, will be expected to report any provisional monitoring data over the previous calendar year.

**APPENDIX ONE – PROGRESS AGAINST KEY OBJECTIVES/ MILESTONES**  
Environment & Regulatory



Service Plan Ref.	Objective	2006/07 Key Milestone	Progress to date	Commentary
<b>Landscape Services Division</b>				
05	Continue Borough-wide Playground Refurbishment Project.	<p>Identify and improve 3 further playgrounds (31/3/07)</p> <p>Submit three further bids for landfill tax credit funding to enhance projects. (31/3/07)</p> <p>Where appropriate submit bids to other funding bodies to enhance projects e.g. Lottery funds, Living Landscapes (31/3/07)</p>		<p>Site works have begun at Hale View, Six Acre Lane, Moore and contractors will be going onto site at Cavendish Street in April.</p> <p>All milestones for this objective have been met.</p>
06	<p><u>Natural Assets Strategy.</u> Publish the reviewed and revised Strategy and commence implementation of the relevant aspects of the new 5-year Action Plan.</p>	Complete the review and publish the new Strategy and commence implementation of the relevant aspects of the new 5-year Action Plan. (31/3/07)		The draft revised Natural assets Strategy was reported to the Urban Renewal Policy and Performance Board in January 2007 and to Executive Board in March. The Document is now ready to be printed in its agreed form. Implementation has commenced and policies are being implemented.
07	Implement the Halton Biodiversity Action Plan	Implement improvements on two habitats and seven species (31/3/07)		Progress is satisfactory towards this target. 2 habitats that have been improved are reed beds and saltmarsh. There has been an additional reed bed planted. Saltmarsh improvements have been made by way of biological recording and a draft management plan. For the

Service Plan Ref.	Objective	2006/07 Key Milestone	Progress to date	Commentary
				7 species: 20,000 bluebells planted; purple hairstreak butterfly improvements in recording; Great crested newt increase in survey work and technical training seminar; Redshank specific survey completed with over 400 records; Skylark 230 records of skylark; Song Thrush specific survey in 06 via In Touch magazine; Reed Bunting the survey is continuing and this specie will benefit from the improvements in reed bed habitat.
<b>Planning Services Division</b>				
08	To prepare and adopt a local development framework (LDF) and to review the LDF on a regular basis to ensure it continues to be up to date and relevant.	Produce Annual Monitoring Report- December 2006		Annual Monitoring Report produced and submitted in December 2006. Work is progressing well on LDF. The Preferred Options stage of the Core Strategy is being prepared. A revised LDS document has been produced. This was agreed by the Executive Board and GONW on 12 March.
09	To develop and implement a strategy for the three town centres in order to maximise the social, economic and cultural well-being of the local population	Produce Annual Monitoring Report- December 2006		Annual Monitoring Report produced and submitted in December 2006. Three Town Centre Strategies are currently being produced (Halton Lea, Widnes and Runcorn Old Town). Runcorn Old Town and Halton Lea have been on consultation over the period 1/2/07 to 15/3/07. There is also to be a future Widnes Town Centre Area Action Plan DPD to reflect additional work required in Widnes. It

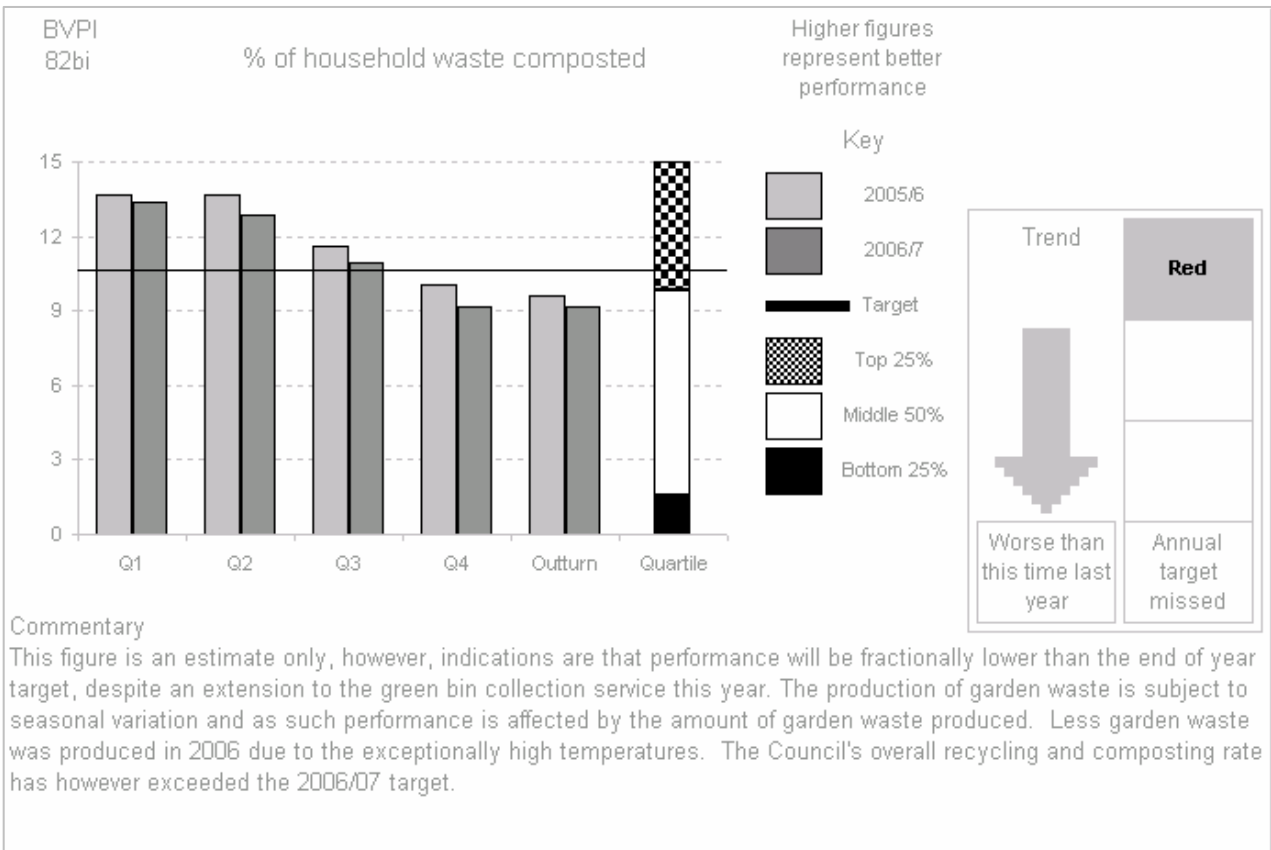
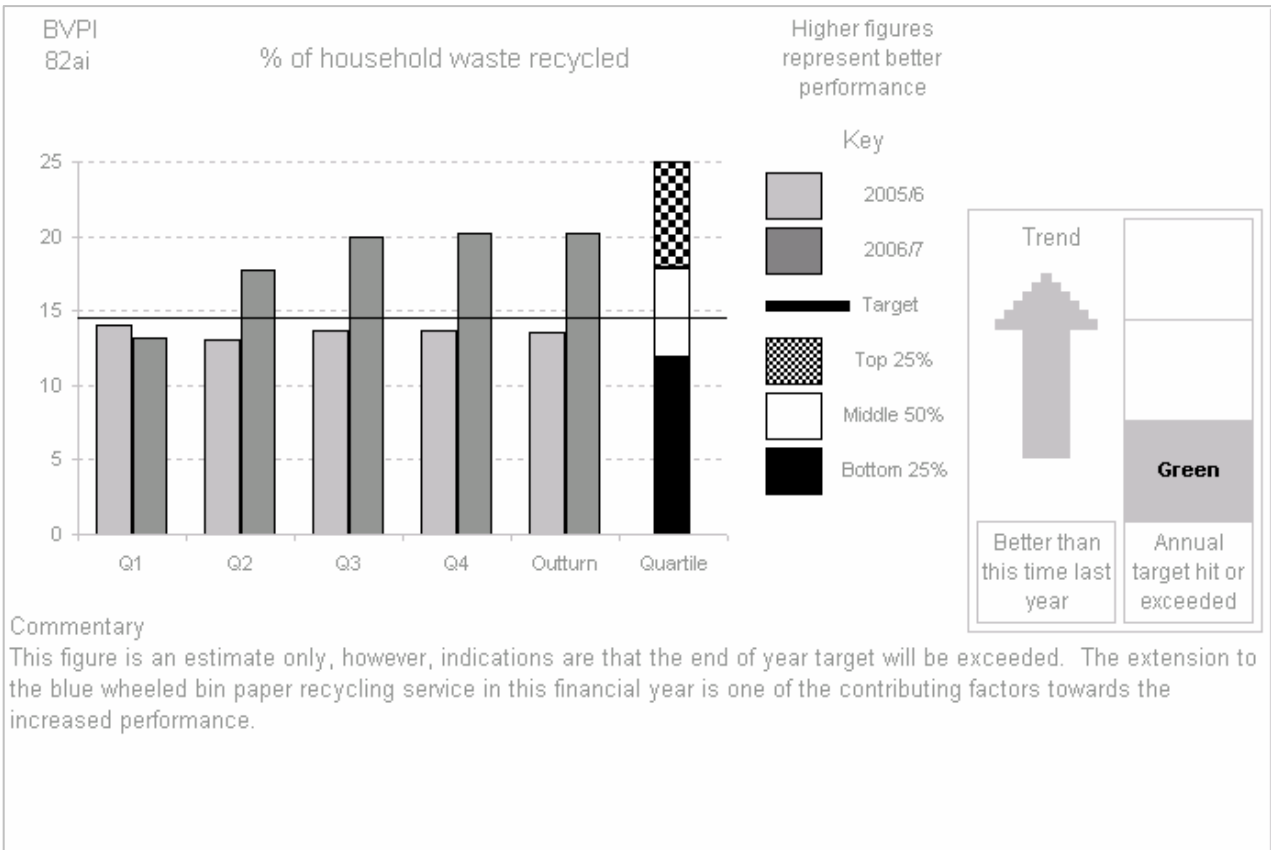
**APPENDIX ONE – PROGRESS AGAINST KEY OBJECTIVES/ MILESTONES**  
Environment & Regulatory

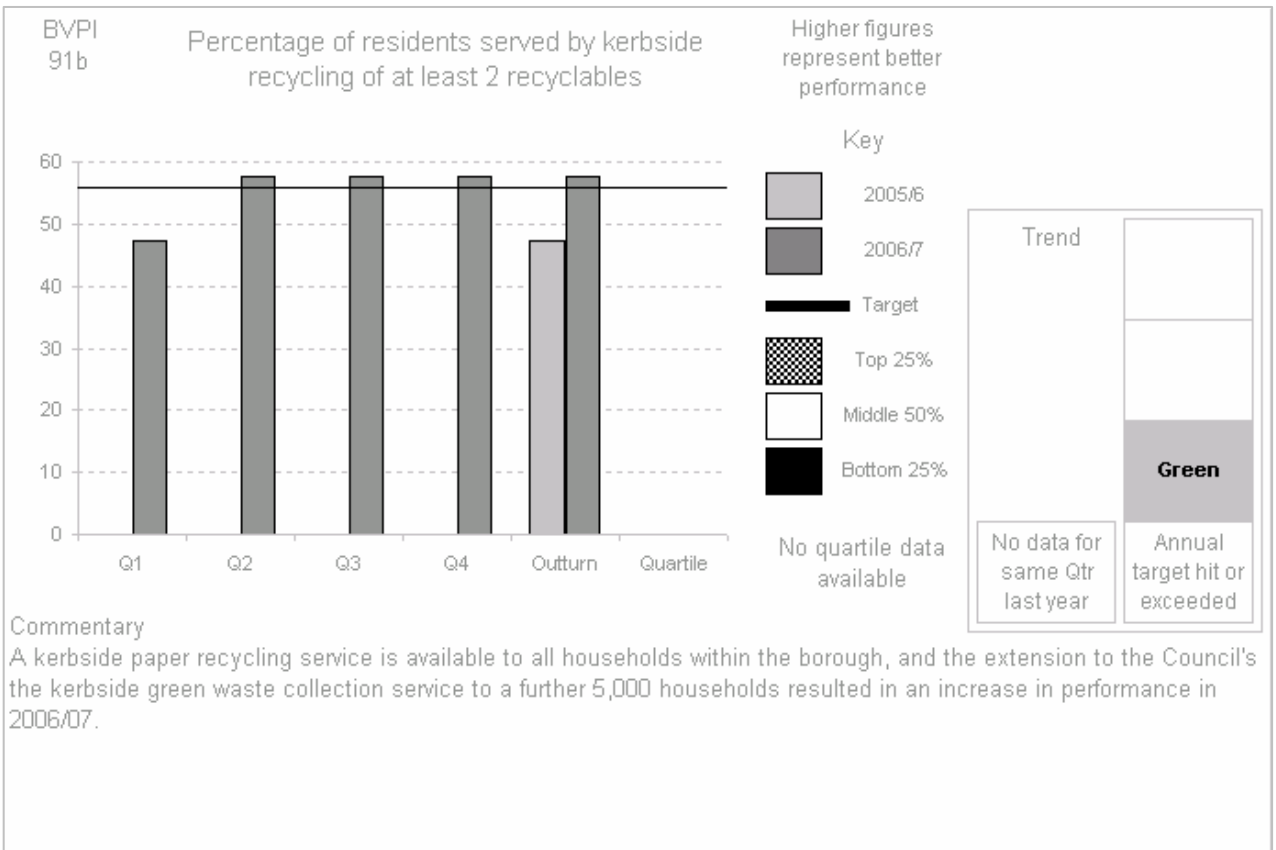
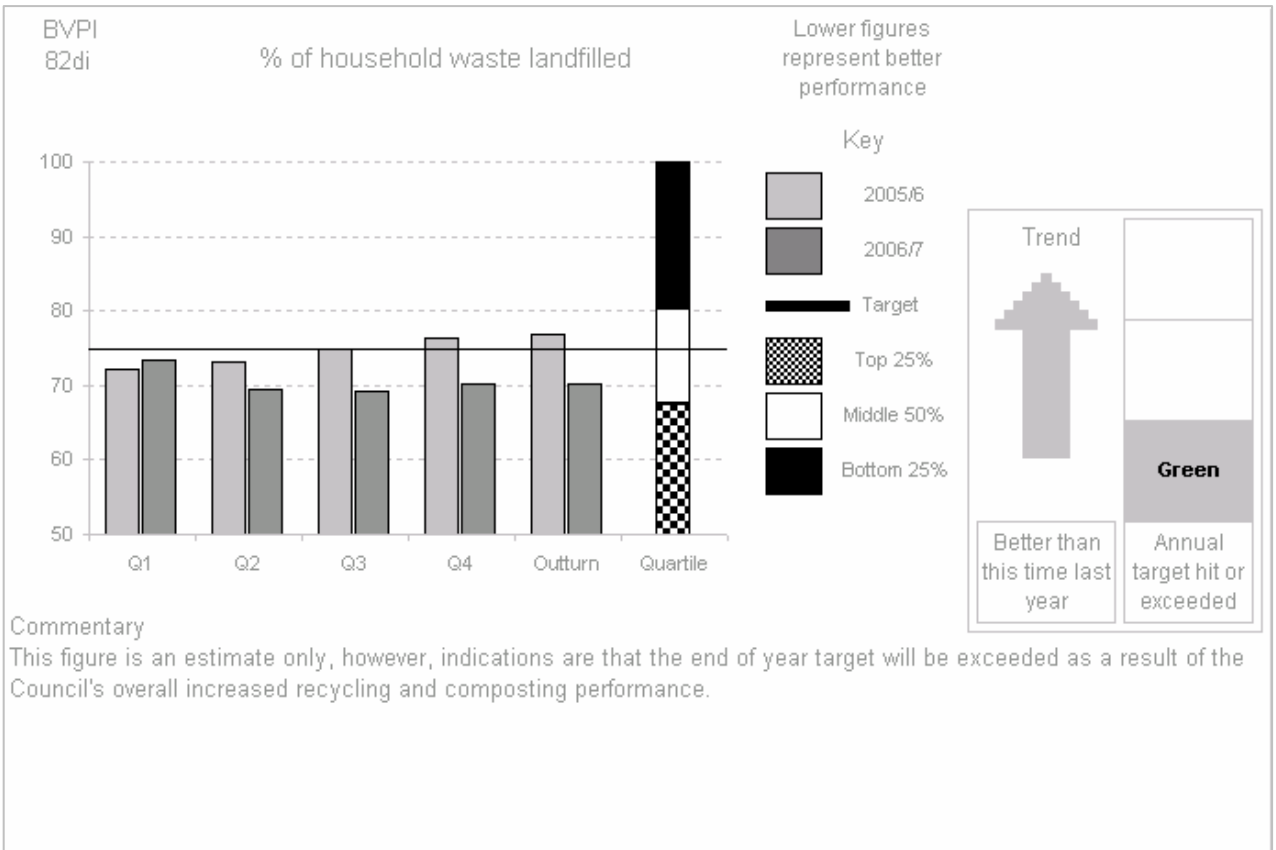
Service Plan Ref.	Objective	2006/07 Key Milestone	Progress to date	Commentary
				will commence at the end of 2007.
10	To review matters expected to affect development through the maintenance of a robust and credible information base shared corporately.	Produce reports annually-December 2006		Survey and data collection process has commenced for 2007. Baseline reports will be published in June 07 and Annual Monitoring Report in Dec 07.
11	To ensure that Halton interests are represented and reflected within emerging Regional and Strategic planning documents.	Representations made to draft RSS (Regional Spatial Strategy) –Spring 2006. Represent Authority at any examination in public/enquiry.		The Inspectors Report on RSS following the Jan 07 Inquiry is awaited (due April / May 07). Once received GONW will decide what changes need to be made to RSS and these decisions will be on consultation for consideration by Halton in the autumn of 2007.
<b>Waste Management Division</b>				
12	Review and publish a revised Municipal Waste Management Strategy and commence implementation of the relevant objectives contained within the strategy	Carry out Consultation commencing in September 2006, publish revised strategy in Spring 2007 and implement relevant objectives as detailed within the revised document.		Direct consultancy support funding has recently been approved by Defra in order to carry out updates of both the Merseyside Joint Municipal Waste Management Strategy (JMWMS) and Halton's current, Waste Management Services - Aspirations and Guidelines document.
13	To formalise joint working arrangements with other Local Authorities and the Private Sector where beneficial to the Council.	Formal Partnerships established (31/3/07)		Formal partnerships established. To successfully develop the Partnership with Merseyside and move forward with strategic plans, both the JMWMS and Halton waste management Guidelines need to be updated and restructured. Initial meetings and preparatory work has already

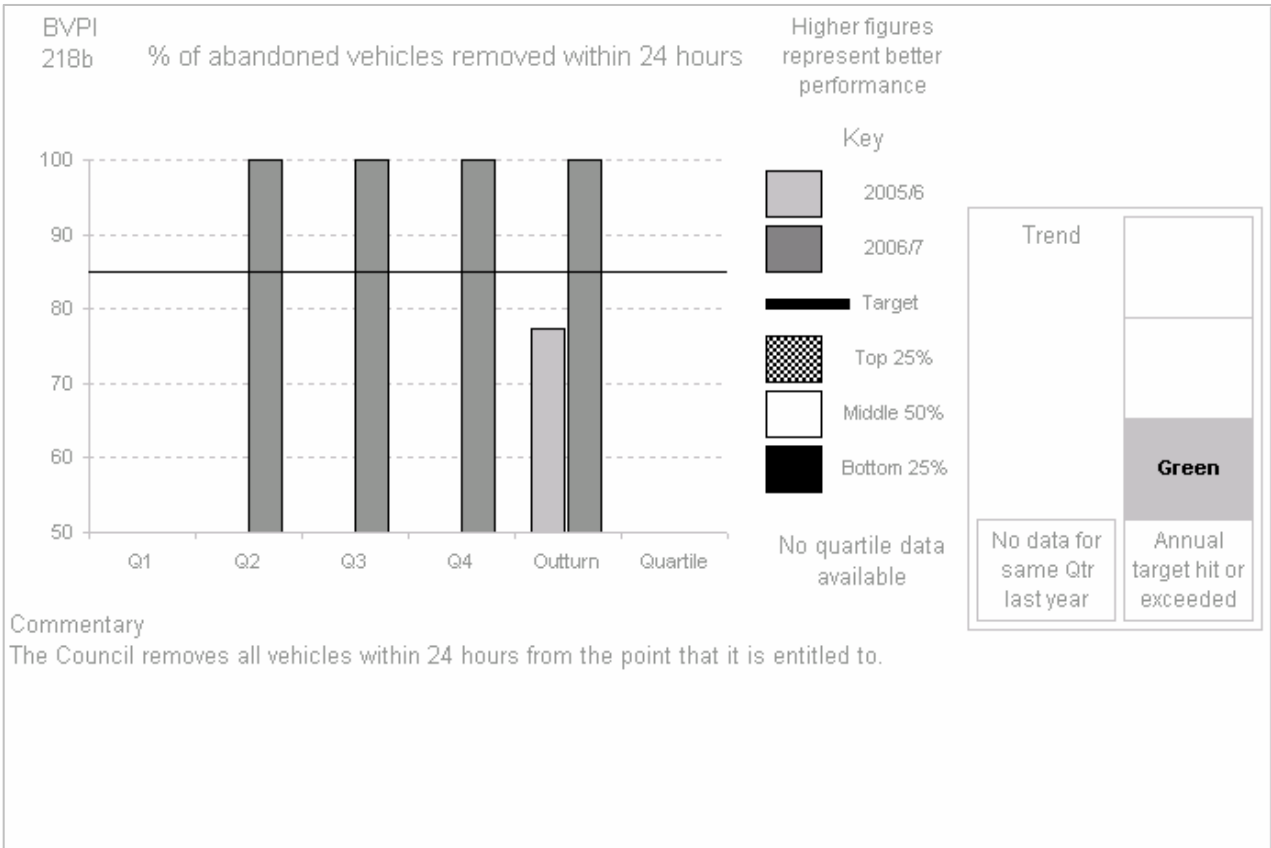
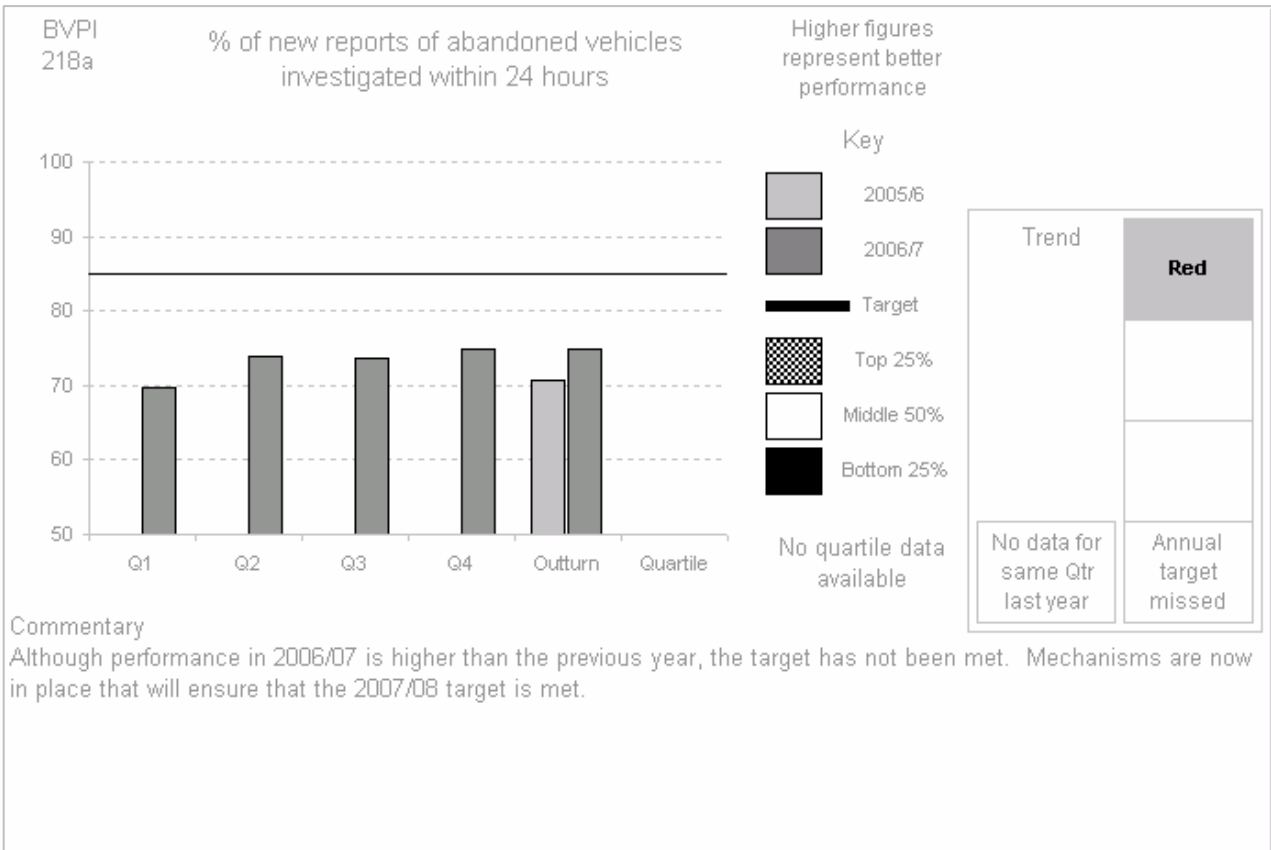
**APPENDIX ONE – PROGRESS AGAINST KEY OBJECTIVES/ MILESTONES**  
Environment & Regulatory

Service Plan Ref.	Objective	2006/07 Key Milestone	Progress to date	Commentary
				commenced.
14	To procure an integrated waste management infrastructure to meet the requirements of the Municipal Waste Management Strategy	Negotiate and implement contractual arrangements as necessary (31/3/07)		Contractual arrangements now in place.
15	To develop and publish an integrated environmental nuisance prevention and enforcement strategy	Develop strategy in consultation with relevant internal and external officers (31/3/07)		Although this work remains in progress, the target date for completion was not met as a result of resource capacity issues. However, it is anticipated that the strategy will be completed in mid to late 2007.

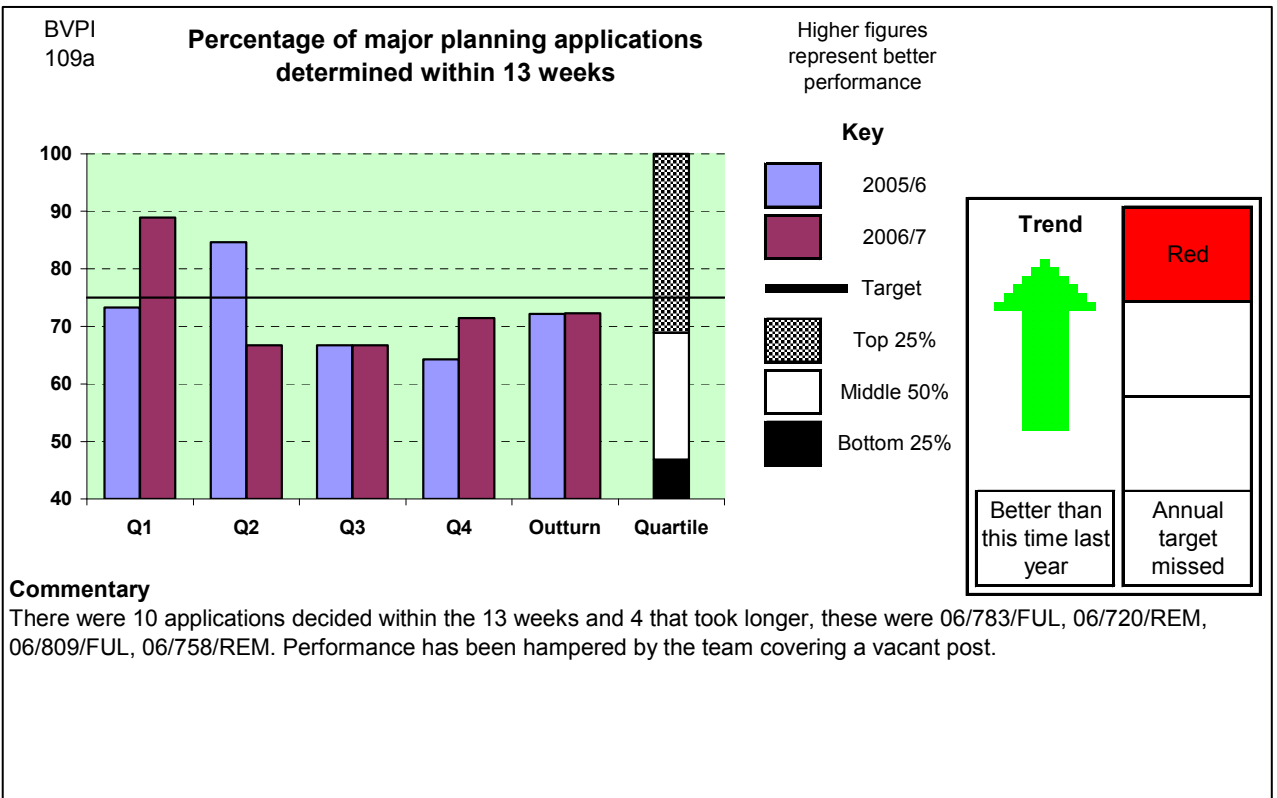
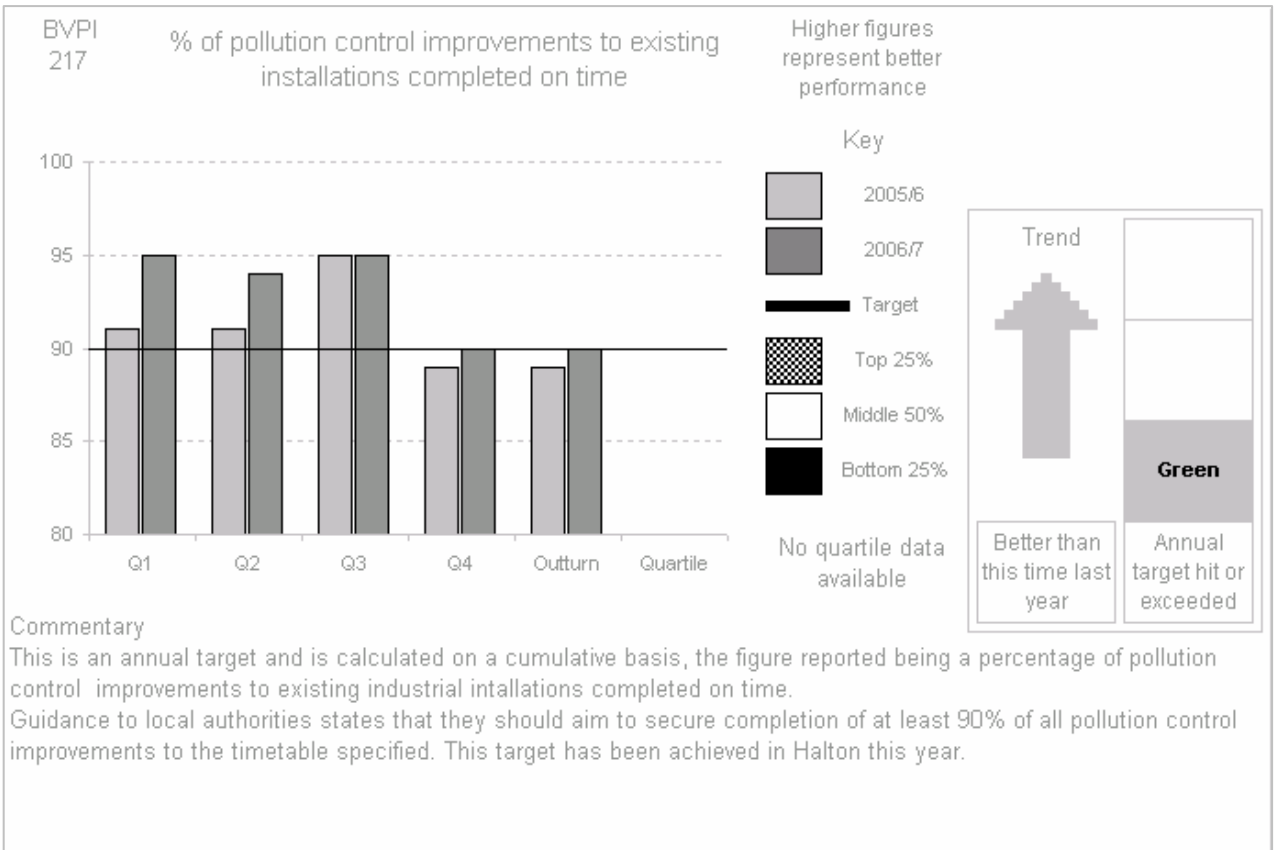
**APPENDIX ONE – PROGRESS AGAINST KEY OBJECTIVES/ MILESTONES**  
Environment & Regulatory

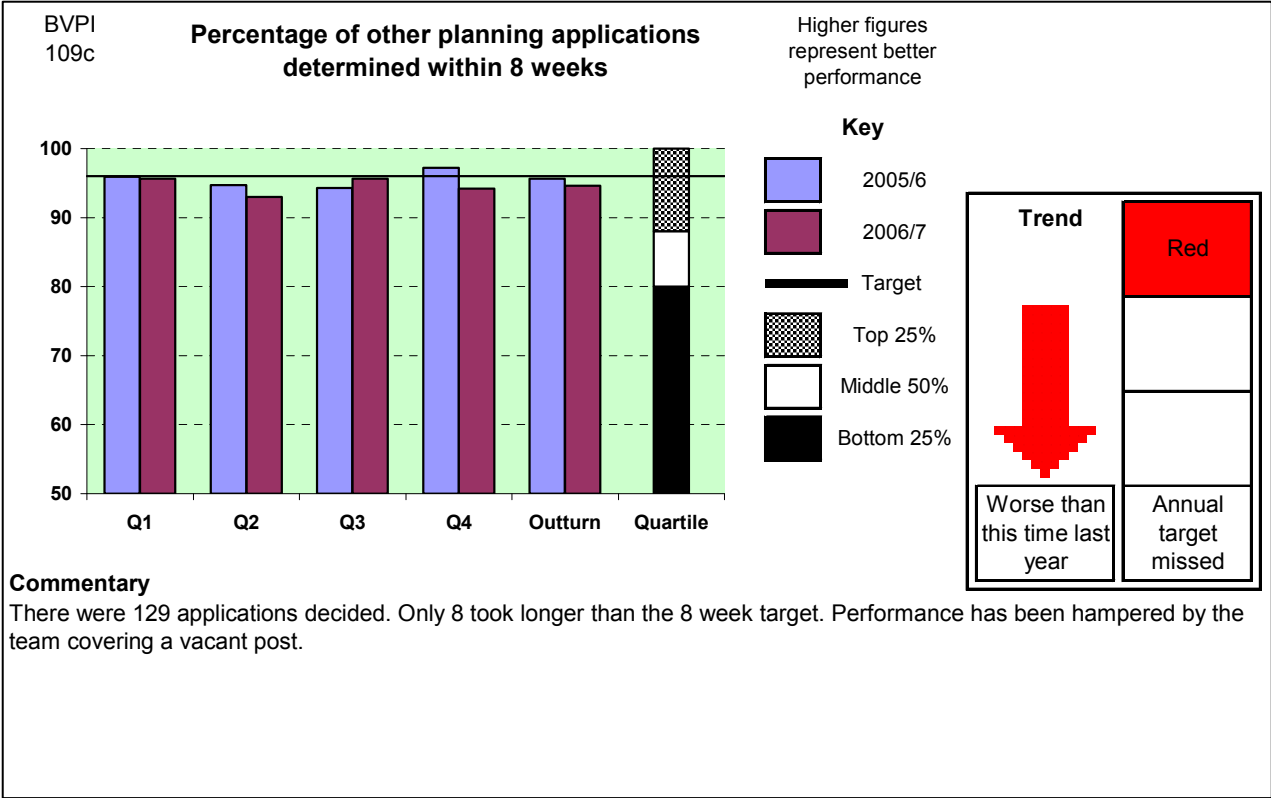
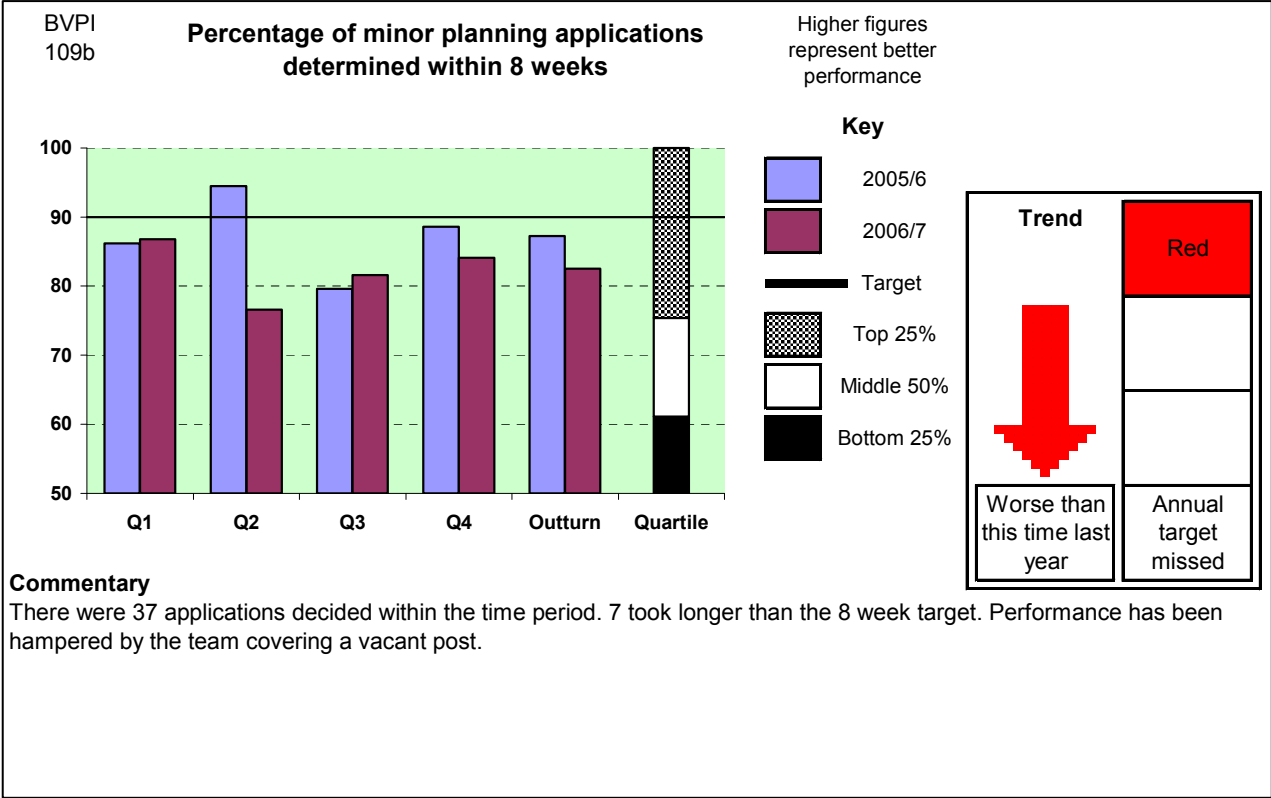


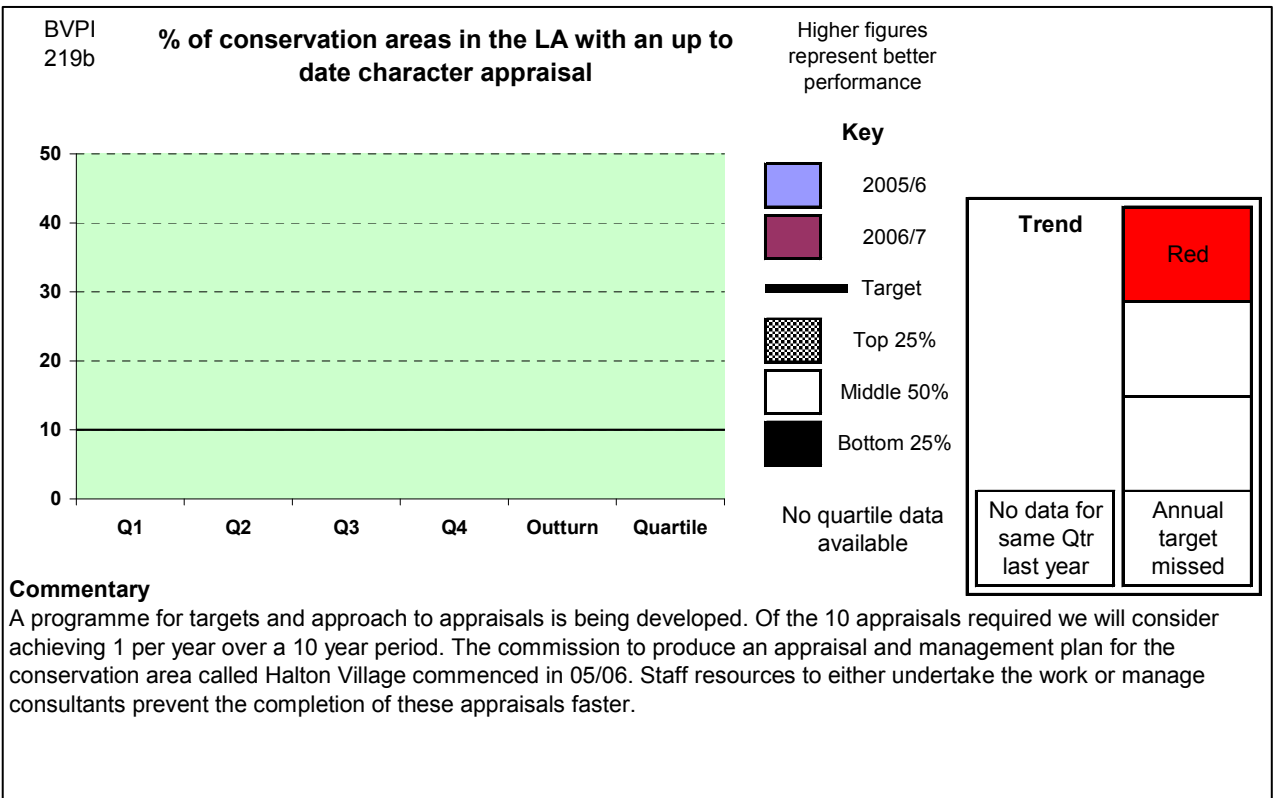
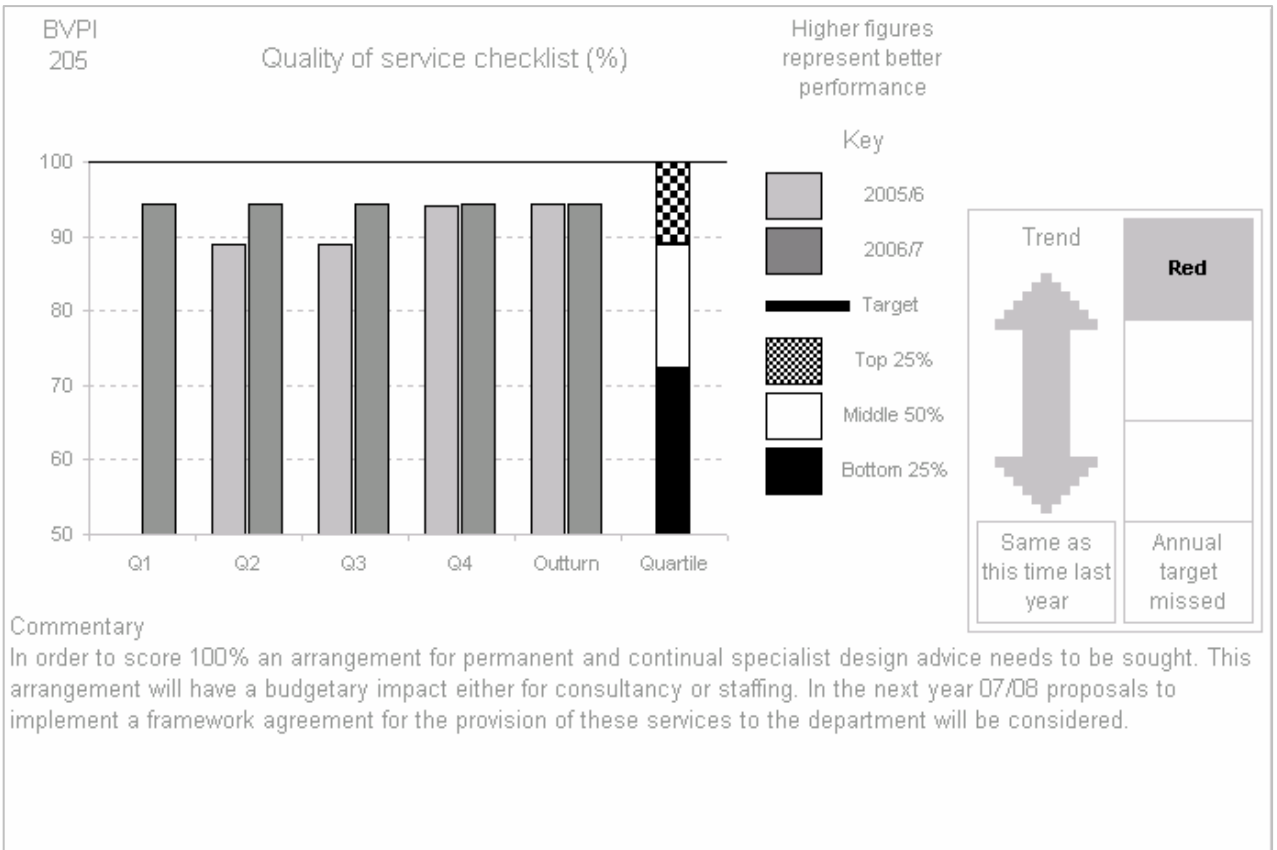


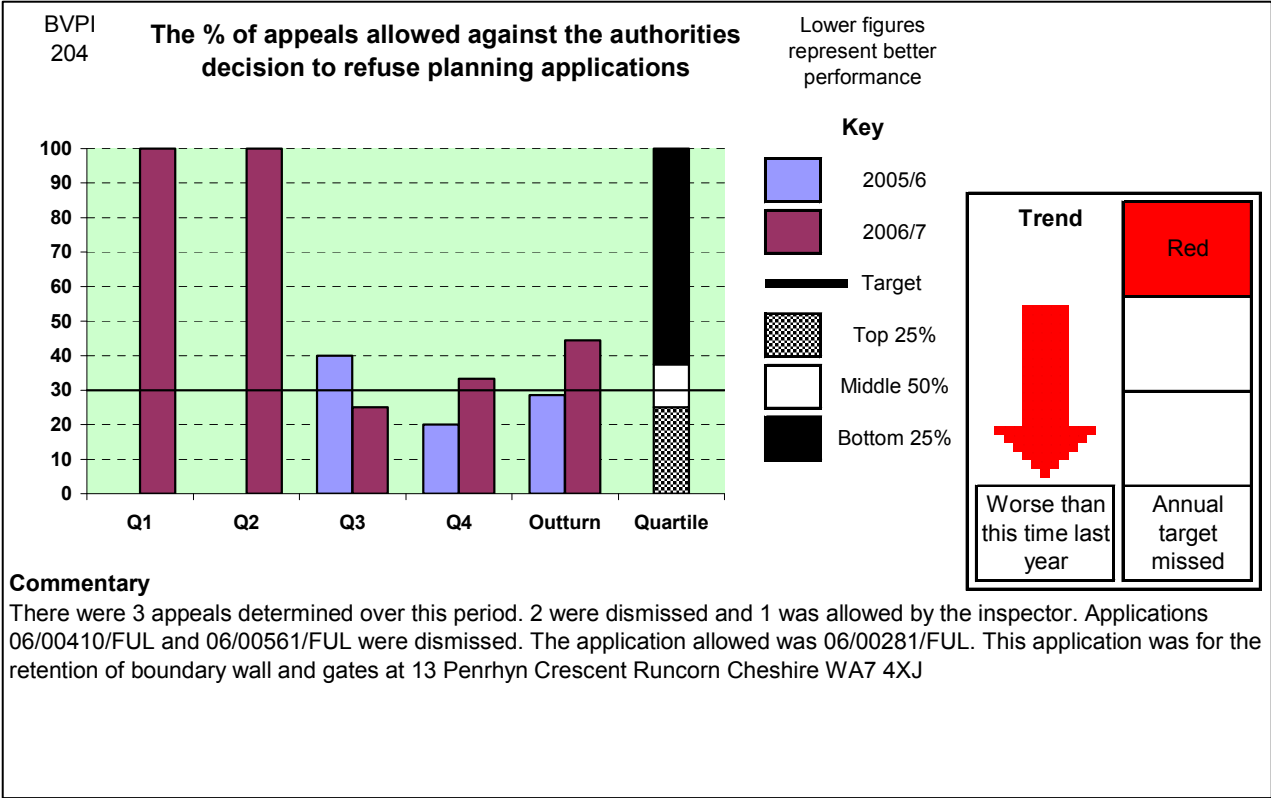
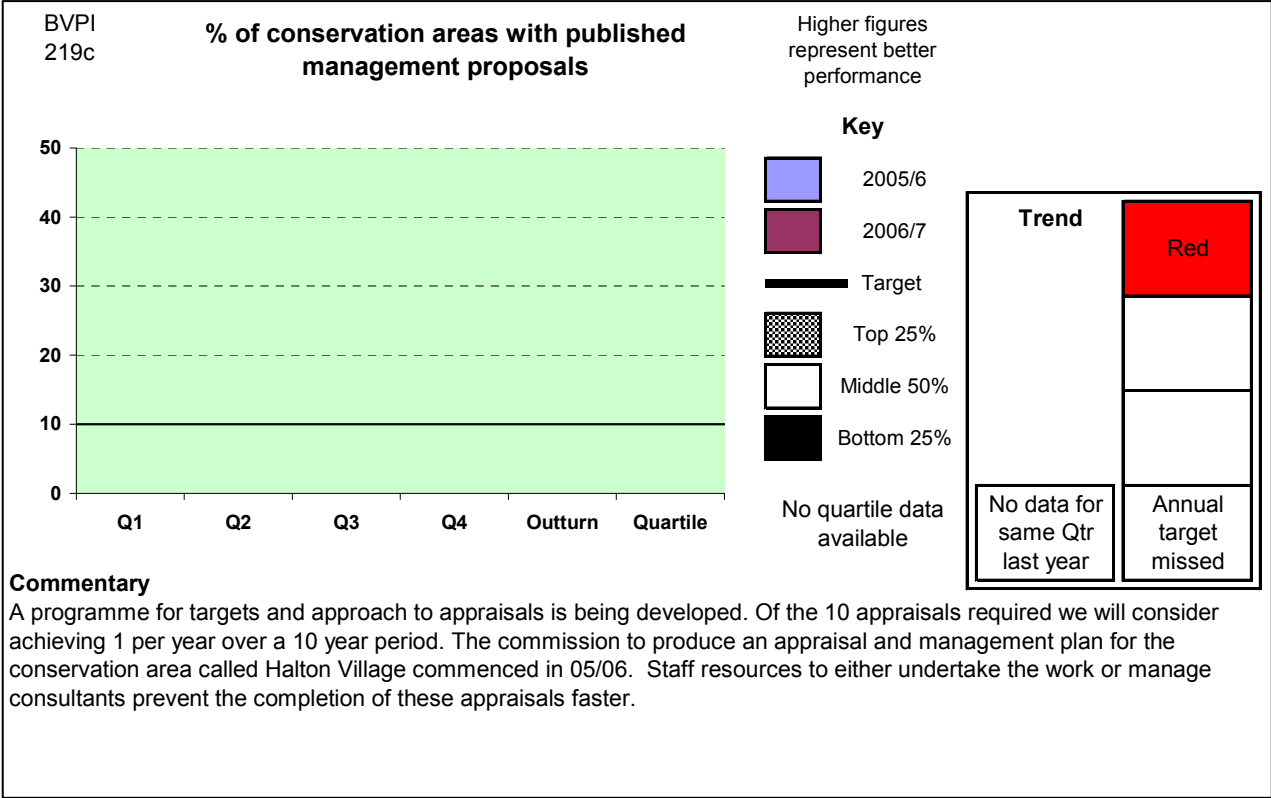

















The following Key Performance Indicators are reported on an annual basis,

Ref	Indicator	Actual 05/06	Target 06/07	Actual 06/07		Commentary
BV 119e	Resident satisfaction with open spaces (%)	N/a	75	77		The 2006 BV Survey has shown an increase of 6% satisfaction since the last BV survey in 2003.
BV 106	% of new homes built on previously developed land	45.97	45	Not Yet Available		This indicator is not available until the end of May when the housing survey work on completed dwellings is finished.
BV 111	Satisfaction with the planning service (%)	91	83	83		This survey was undertaken in Autumn 2006. Results need to be examined in the light of the national results to assess performance. On past experience 83 should place Halton in the upper quartile of performing authorities.
BV 199a	Prop relevant land/highways with combined deposits of litter/detritus below acceptable levels	8	17.75	22		This indicator measures litter and detritus levels in randomly selected areas across the borough. The 2005/06 outturn is reflective of the areas randomly selected for inspection, and the 2006/07 target reflected the variances in standards that can be expected in different areas of the borough. The 2006/07 figure does not necessarily reflect a reduction in service standard, but is as a result of carrying out inspections in different areas to those inspected in 2005/06. This variance in annual performance is consistent with the results experienced in other local authorities. One of the intentions of producing this indicator is to identify those areas of the borough that are in need of greater treatment, and resources are then directed accordingly.
BV 199b	Proportion of relevant land/highways from which unacceptable levels of graffiti visible	0	2	2		The National benchmark for levels of graffiti is 4%. The Council does not have the ability to control graffiti but has mechanisms in place to provide a response for its removal. Given that graffiti is likely to be encountered in some areas when inspected, the authority

Ref	Indicator	Actual 05/06	Target 06/07	Actual 06/07		Commentary
						has set a target to maintain levels of graffiti within the national standard, and has met this target.
BV 199c	Proportion of relevant land/highways from which unacceptable levels of fly posting visible	1	1	1		The National benchmark for levels of fly-posting is 1%. Recognising that the Council does not have the ability to control fly-posting, but has mechanisms in place to provide a rapid response for its removal, the authority has set a target to maintain levels of fly-posting within the national standard, which was met.
BV 199d	Reduction in incidents & increase in enforcement actions, taken to deal with fly tipping	1	1	1		In 2005/06 there were 1920 incidents of fly-tipping and in 2006/07 there was an estimate of 1711. In 2005/06 the Council recorded 15 enforcement actions and in 2006/07 recorded 187. As the total number of fly-tipping incidents dealt with in 2006/07 has decreased from the previous year and the total number of enforcement actions has increased, the Council's grading has remained as 'Very Effective' or '1'
BV 89	% of people satisfied with the cleanliness standard in their area	N/a	63.7	67		In the recent Best Value Satisfaction Survey, 67% of respondents were satisfied that the Council keeps public land clear of litter and refuse. The last survey was undertaken in 2003 when satisfaction was 58%. The Council had set itself a target of increasing satisfaction by 10% on the 2003.
BV 90a	Satisfaction with waste collection (%)	N/a	90	87		Survey result was slightly below target. Although results are broadly considered to be of an acceptable standard, future levels of satisfaction will depend both on investment in quality services, and the delivery of a public communications strategy, currently being developed for waste management.
BV 90b	Satisfaction with waste recycling (%)	N/a	70	73		Survey result was satisfactory. Although results are broadly considered to be of an







**APPENDIX TWO – PROGRESS AGAINST KEY PERFORMANCE INDICATORS**  
Environment & Regulatory

Ref	Indicator	Actual 05/06	Target 06/07	Actual 06/07		Commentary
						acceptable standard, future levels of satisfaction will depend both on investment in quality services, and the delivery of a public communications strategy, currently being developed for waste management.
BV 90c	Satisfaction with waste disposal (%)	N/a	90	86		Survey result was slightly below target. Although results are broadly considered to be of an acceptable standard, future levels of satisfaction will depend both on investment in quality services, and the delivery of a public communications strategy, currently being developed for waste management.
BV 86	Cost of household collection per household (£)	26.29	29.00			Figure not yet available. Expected to be in line with the predicted 06/07 target.
BV 87	Cost of waste disposal per tonne for municipal waste (£)	42.04	51.00			Figure not yet available. Expected to be in line with the predicted 06/07 target.





Ref	Indicator	Actual 05 / 06	Target 06 / 07	Quarter 4	Progress	Commentary
<b>Service Delivery</b>						
BV 216a	Identifying contaminated land, the number of sites of potential concern	283	258	258		Annual target which is expected to increase for year 07-08. The 258 sites are those sites where it is highly likely problems will be experienced. The list of 'sites of potential concern' is quite extensive at 13
BV 216b	Identifying contaminated land, the % of sites of potential concern with information available	9%	8%	9%		Our consistent progress has resulted in the annual target being exceeded.
BV 166a	Score (%) against a checklist of enforcement best practice for environmental health	100%	100%	80%		Local authorities providing Environmental Health services need to report a percentage figure against their provision of environmental health services. Environmental Health Services component functions in Halton include: Food Safety, Health and Safety, , Pollution Control, Pest Control,. The maximum score for this BVPI is 10 points (100%). Due to staff absence in the quarter certain targeted and educational programmes in pest control and pollution control were not completed resulting in a score of 8 out of a maximum of 10
LI 01	% of playgrounds that conform to national standards for locally equipped areas	66.6% (24 sites)	72.2% (26 sites)	66%		Works will have commenced on site at two playgrounds in April 2007 which will bring both sites up to the national standards. The target of 72.2% will be met in Q1 of 2007/8. A further three playgrounds will also be refurbished in that year.

**APPENDIX THREE – PROGRESS AGAINST OTHER PERFORMANCE INDICATORS**  
Environment & Regulatory





Ref	Indicator	Actual 05 / 06	Target 06 / 07	Quarter 4	Progress	Commentary
BV 91a	% of households served by a kerbside collection of one recyclable	100%	100%	100%		All properties within the borough are served with a kerbside paper recycling service.
BV 82 ci	Percentage of household waste arisings used to recover heat, power and other energy sources	0%	0%	0%		Currently, the emphasis is on increased recycling of household waste in line with the national strategy and waste hierarchy. Longer-term treatment of residual waste, and technologies used, will depend on future procurement to achieve the aims of the EU directives in diverting waste from landfill.
LI 04	% of incidents of offensive graffiti responded to within 24 hours of notification	72.22%	85%	82.35%		Although performance is significantly up against last year, the Division has fell fractionally short of target.
LI 05	% of incidents of fly-tipping responded to within 48 hours of notification	93.55%	95%	96.41%		Efforts to improve response times to fly tipping incidents are continuing.
<b>Quality</b>						
LI 02	PI based on annual survey question: "How satisfied are you in general with the level of cleanliness in parks."	80.6%	82%	77%		It is worth noting that the 2006 Best Value Survey results, which have just become available show a 77% satisfaction rating. This is an improvement of 6% from the 2003 survey.
LI 03	Number of Green Flag Awards achieved for Halton	5	8	6		There has been no change since Q3 as Green Flag Awards are made in August of each year. Eight submissions for the year 2007/8 were completed in January 2007.
LI 06	% of residents satisfaction with the cleansing standards in Halton (Annual PI).	N/a	2006/7 to establish a baseline	67%		The 2006 Best Value Survey results show a 9% improvement when compared to the 2003 results. (2003 = 58%, 2006 = 67%)

**APPENDIX THREE – PROGRESS AGAINST OTHER PERFORMANCE INDICATORS**  
Environment & Regulatory




Ref	Indicator	Actual 05 / 06	Target 06 / 07	Quarter 4	Progress	Commentary
BV 200a	Plan making – current development plan?	Yes	Yes	Yes		UDP adopted April 05. LDF in preparation. New Local Development Scheme (project plan for LDF production) produced and agreed 12 March 07.
BV 200b	Plan making – proposals on deposit?	Yes	Yes	Yes		Preferred Options stage of Core Strategy being prepared. Likely to be on public consultation during summer 2007.
BV 200c	Plan making – annual monitoring report?	Yes	Yes	Yes		Submitted to Government Office in December 2006
BV 84b	Percentage change on previous year in Kg of household waste collected per head.	-0.04%	+1%	+8.06%		Although nationally waste growth has slowed down in general, local growth has proven difficult to predict. Currently local policies do not have a direct effect on this indicator. A future waste prevention strategy is under discussion.

**APPENDIX THREE – PROGRESS AGAINST OTHER PERFORMANCE INDICATORS**  
Environment & Regulatory

LPSA Ref	Definition	LPSA Target (Stretch)	Interim Target (Annual)	Progress (Traffic lights)	Commentary
6	<p><b>Reducing vehicle arson:</b></p> <p>The number of incidents of arson occurring to non derelict vehicles (during the year 1 April to 31 March)</p>	140 (Mar 08)	160 (Mar 07)		<p>The estimated number of car fires for 2006/07 is 143. The Council is therefore on track to meet the LPSA target.</p>

LPSA Ref	Definition	LPSA Target (Stretch)	Interim Target (Annual)	Progress (Traffic lights)	Commentary
7	<p><b>Improving health and well-being:</b></p> <p>The number of people reporting to the NHS stop smoking services who had set a quit date and who are still not smoking at the four weeks review (during the year 1 April to 31 March)</p>	2000 (Mar 09)	N/a		<p>For 06/07 the target for people who are not smoking after four weeks is 1036.</p> <p>This target is broken down into:  Q1 – 15% - Reported in August  Q2 – 20% - Reported in December  Q3 – 30% - Reported in February  Q4 – 35% - Reported in June</p> <p>The target is not split into an average 25% per quarter, as quitting smoking is seasonal. In the winter months there are more colds and chest problems and so people examine their health more. In the last quarter there are new years resolutions, valentines day and heart promotion and quit smoking day in March. This explains the targets for each quarter.</p> <p>Results:</p> <p>Q1 – 335 people set a quit date &amp; 161 were not smoking at the 4 week review.  Q2 – 491 people set a quit date and 228 were not smoking at the 4 week review.  Q3 – 651 People set quit date, 326 still stopped at week 4 review  Q4 – 652 people set quit date, 334 still stopped at week 4 review.</p> <p>Totals Year 06 / 07 – 2129 people set quit date, 1049 still quit at week 4 review</p>

The traffic light symbols are used in the following manner:

	<u>Objective</u>	<u>Performance Indicators (Excl. LPSA)</u>	<u>LPSA Indicators Only</u>
<b><u>Green</u></b>	 <p>Indicates that the <u>objective has been achieved</u> within the appropriate timeframe.</p>	<p>Indicates that the annual 06/07 target <u>has been achieved</u> or exceeded</p>	<p>Indicates that the <u>target is on course to be achieved.</u></p>
<b><u>Amber</u></b>	 <p>N/A</p>	<p>N/A</p>	<p>Indicates that it is either <u>unclear</u> at this stage or too early to state whether the target is on course to be achieved.</p>
<b><u>Red</u></b>	 <p>Indicates that that the <u>objective has not been achieved</u> within the appropriate timeframe.</p>	<p>Indicates that the annual 06/07 target <u>has not been achieved.</u></p>	<p>Indicates that the <u>target</u> will not be achieved unless there is an intervention or remedial action taken.</p>